

DIMENSIONS & WEIGHT

Length x Width x Height	2114x750x1100 mm
Wheelbase	1415 mm
Seat Height	780 mm
Fuel Capacity	17 L
Curb Weight	206 kg

POWER

Engine	2-cylinder inline, 4-stroke, liquid-cooled, DOHC
Displacement	649 cc
Bore x Stroke	83x60 mm
Max Power	41.5kW/8250rpm
Max Torque	54.4N·m/7000rpm
Compression Ratio	11.3:1
Clutch Type	Wet, Multi-plate, Slipper Clutch
EMISSION	EURO V

ELECTRONICS

Headlight	LED (low beam always-on)
Tail Light	LED
Turn Light	LED
Instrument	5" TFT
T-BOX	/

CHASSIS/SUSPENSION/BRAKES

Rim (Front/Rear)	3.5×17MT 4.5×17MT
Front Tyre	120/70 ZR17 M/C, Pirelli GT
Rear Tyre	160/60 ZR17 M/C, Pirelli GT
Front Suspension	KYB Upright Front Suspension
Rear Suspension	KYB Offset Rear Suspension
Front/Rear Suspension Stroke	120/45mm (shock travel)
Front Brake	Ø300mm Dual-disk, JJuan Double-piston Caliper
Rear Brake	Ø240 mm Single-disk, JJuan Single-piston Caliper
ABS&CBS	ABS (Continental)

COLOR



650NK




ZHEJIANG CFMOTO POWER CO., LTD.


No. 116, Wuzhou Road, Yuhang Economic Development Zone Hangzhou 311100, Zhejiang Province.


Tel: 86-571-89265799

Email: export@cfmoto.com media@cfmoto.com

Global.cfmoto.com

 Facebook: CFMOTO_Official

 Instagram: cfmoto_world

 YouTube: CFMOTO

Copyright Zhejiang CFMOTO Power co., Ltd. 2021. All rights reserved. Photos are for illustrative purposes only. The vehicle configuration may be subject to change due to local laws and regulations in different countries and regions. Vehicle specifications are subject to change without notice. Imagery may not reflect most current product specifications. CFMOTO reserves the right to make improvements and/or design changes without any obligation to modify previously sold, assembled or fabricated equipment.



PUSH FOR PROGRESS

Neatly packaged motor, 649cc, liquid-cooled, fuel-injected parallel-twin built in-house by CFMOTO with a 6-speed gearbox to extract the best out of that motor. The 650NK is enjoyable in both the city and out on the highway and it will give you a great first taste of big-bike thrills.



5" TFT Display

The technological 5" TFT display tells you everything and gives you timely feedback in an easy glance. View multiple functions on the TFT color display with clear backlighting that automatically adjusts for optimum visibility at any time of day.



CF-SC Slipper Clutch

Providing smooth, efficient shifting and quicker acceleration through cornering.





All LED Lights

All LED lights provide great visibility and a safer riding experience.



BOSCH EFI System

The Bosch EFI system enables quick throttle response, lower emission and quick start at low temperature as well.

Engine

The 649cc parallel-twin 8-valve liquid-cooled engine produces 41.5kW/8250rpm and 54.4N-m/7000rpm and makes the bike a top speed of 170km/h.

RK Chain From Japan

Needle bearing design.

Semi-dry Sump

Continuous lubrication ensures a smoother riding.

Distinctive Front Design

The distinctive "facial" features ensure that the 650NK is clearly identifiable even without the brand logo on display.

J.JUAN Brake System

Front: two one-way double-piston calipers with semi-floating double discs.
Rear: single-piston caliper with single disc.

PIRELLI GT Tyres

Excellent grip performance.

Continental ABS

Dual-channel continental ABS provides excellent stop-ability for shorter braking distances and more braking power.

KYB Front and Rear Shock Absorber

Communicative chassis and precisely adjusted KYB suspension respond instantly to any riding action, providing a quick response time and an effortless riding experience.

